

DIRECTV STREAMSM DEVICE & REMOTE CONTROL USER MANUAL



INTRODUCTION

Product manuals are intended to help customers understand the workings of the hardware devices. This product manual provides overview information of the DIRECTV STREAMSM device and remote control and addresses specific functions of the devices. It is posted online at directv.com/support/userguides for customer access.

TABLE OF CONTENTS

I. OVERVIEW	05
II. HARDWARE INFORMATION	06
A. Specifications.....	06
B. Client Hardware.....	07
1. Front Panel.....	07
2. Side Panel	07
3. Rear Panel.....	07
C. Other Associated Hardware	08
1. Mounting Cables.....	08
2. Power Supply.....	08
3. Remote Control.....	08
III. FEATURES	10
A. Audio & Video.....	10
1. Software Features	10
IV. APPENDIX.....	11
A. LED States	11
B. Federal Communications Commission Interference Statement	12
FIGURES	
Figure 1: DIRECTV STREAM—Front Panel.....	07
Figure 2: DIRECTV STREAM—Side Panel	07
Figure 3: DIRECTV STREAM—Rear Panel View with New Logo.....	07
Figure 4: DIRECTV STREAM—Wall Mounting	08
Figure 5: Remote Control showing button with descriptions	09

TERMINOLOGY

Term	Description
OTT	Over-the-Top, the delivery of video via the Internet directly into the DIRECTV STREAM device, allowing access to services anywhere, anytime, and on any compatible device

I. OVERVIEW

The DIRECTV STREAM device is a game-changing, proprietary “Over-the-Top” (OTT) device that delivers video and integrated content to your TV over the internet. It enables you to watch online videos, listen to music, use thousands of third-party apps, and play games—all on your TV.

It comes preloaded with some Google apps, but thousands of others are available at the Google Play Store.

The DIRECTV STREAM device is used on its own as a standalone device (one per TV) so you don't need any other DIRECTV STREAM set-top boxes or services. (It's not compatible with any DIRECTV set-top boxes or existing Genie® Servers.)

It comes with a remote control offering many features, including the convenience of voice control.

II. HARDWARE INFORMATION

A. Specifications

DIRECTV STREAM™ Specifications

Size and Weight (not including feet)

- Height: 19 mm
- Width: 158.6 mm
- Depth: 158.6 mm
- Feet: 1 mm
- Weight: 402 g

Packaging

- Carton
- Height: 228 mm
- Width: 505 mm
- Depth: 404 mm
- Weight: 28.8 lb

Environmental Requirements

- Operating Temperature: 32° F to 122° F (0° to 50° C)
- Storage Temperature (no damage): 32° F to 150° F (0° to 66° C)
- Relative Humidity: 5-85% noncondensing

Remote Control Support (Built-In Capability)

- IR Remote Control Interface
- RF Remote Control Interface

XMP2 Ports and Interfaces

- OTT Mode - 802.11ac 2.4 GHz or 5 GHz Wi-Fi
- DC Power Input
- HDMI 2.0b / HDCP 2.2 and 1.4
- 1x USB 2.0 Port
- Optical S/PDIF Output Connector
- 10/100 Ethernet Port

Power

- EPS10 External PSU
- AC External PSU -120v~60 HZ, 18W
- Input: 12V DC 1.5A
- Active Power Consumption below 15W

Memory

- 4GB DDR Memory
- 64 bit DDR3/DDR4 Interface
- 16GB eMMC

Video and Audio Formats

- MPEG2
- Dolby Audio
- MPEG-4 AVC Single or Dual Display up to 1080i60/1080p30 or UHD/4K
- HEVC / VP9 Display
- HDR10 SMPTE ST 2084, ST 2086 Blu-ray Standard and HLG Support

TV Compatibility

- Compatible with HD and 4K TVs with HDMI 2.0 & 1.4, HDCP 2.2, 60 Hz and capable of 4K, 1080p and 3D

B. Client Hardware

1. Front Panel




FIGURE 1: DIRECTV STREAM—FRONT PANEL

2. Side Panel



FIGURE 2: DIRECTV STREAM—SIDE PANEL

3. Rear Panel

- 10/100 Ethernet Connector with Indicator LED
- S/PDIF Optical Audio Connector
- HDMI Connector (Type A)
- USB 2.0 Port (Type A Connector)
- DC Power Inlet Connector (for EPS10 External Power Supply) with Power Indicator LED

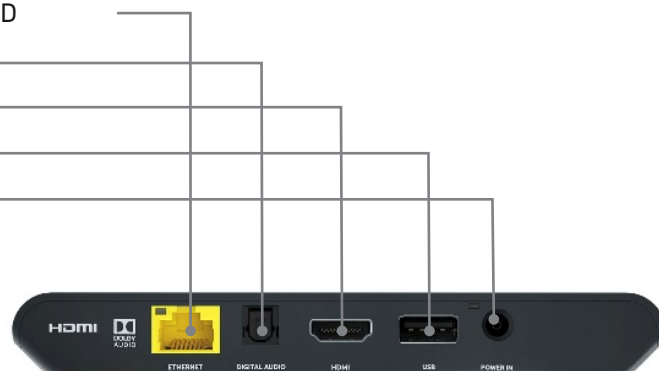


FIGURE 3: DIRECTV STREAM—REAR PANEL

C. Other Associated Hardware

1. Mounting Cables

The DIRECTV STREAM device (C71KW) can be set on a tabletop or mounted to a wall by attaching a cable tie to the recess in the bottom cover.

2. Power Supply

The DIRECTV STREAM device (C71KW) uses the DIRECTV® EPS10 power supply.

3. Remote Control

The DIRECTV STREAM device (C71KW) works with the RC82V Remote Control. (The box and remote control are not compatible with any older DIRECTV equipment.) Like other DIRECTV remote controls, the RC82V can be programmed to operate some features on TVs or audio/video equipment.



FIGURE 4: DIRECTV STREAM—WALL MOUNTING

The key features of the RC82V Remote Control are:

- The RC82V Remote Control works in IR and RF mode.
 - Basic remote operations can be performed in the IR mode.
 - The remote uses two-way communication to the DIRECTV STREAM device.
 - RF mode eliminates the need for the remote and the paired devices to be in line of sight to each other.
- The RC82V Remote Control has a directional pad. Basic operations and functions can be made by pressing the direction, then pressing ok.
- Once paired, voice recognition is also available with the RC82V Remote Control so you can use voice search.

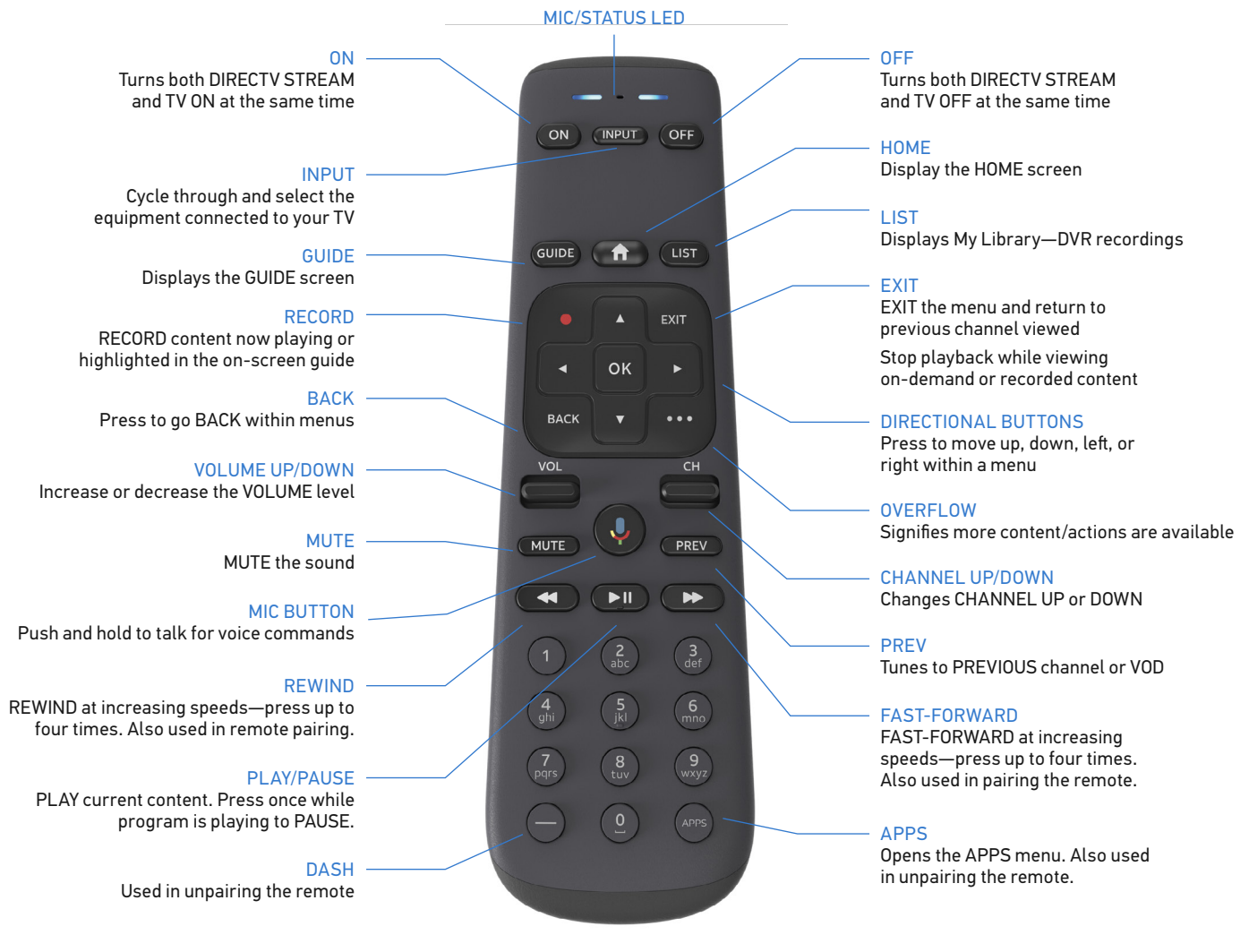


FIGURE 5: RC82V—REMOTE

III. FEATURES

SOFTWARE FEATURES		
Category	Feature	DIRECTV STREAM
Ultra HD (4K)	4K Video Playback	✓
Audio	Digital Audio	✓
Audio	Dolby Digital	✓
Audio	Secondary/Alternate Audio	
Cloud DVR	Accessing Cloud Content	✓
Captioning	Closed Captioning	✓
Guide	One-touch Recording	
Live TV	Trick-play	✓
Networking	RJ45 Ethernet Connection	✓
Parental Controls	Settings Saved & Recalled	✓
Picture in Picture	PIP Support	
PPV	Linear	
PPV	VOD	
Recommendations	What's On Now	✓
Recommendations	You Might Like	✓
Recommendations	Movies	✓
Search	Smart Search	
Search	Recent Searches	✓
Search	Top Matches	✓
Voice Search	Support for Voice Search	✓
YouTube	YouTube Support	✓

IV. APPENDIX

A. LED STATES

FRONT PANEL "NETWORK" LED	
Color	State
Off	Booting/Standby
Green	Excellent signal strength
Yellow	Borderline signal strength
Red	Poor signal strength
Flashing Red	No network connectivity

FRONT PANEL "POWER" LED	
Color	State
Bright Blue	On
Off Blue	Off/Standby
Blue	SWDL/Software Download

B. Federal Communications Commission Interference Statement

This device complies with Part 15 of the FCC Rules. Operation is subject to the following two conditions: (1) this device may not cause harmful interference, and (2) this device must accept any interference received, including interference that may cause undesired operation.

Responsible Party:

DIRECTV, INC.
2230 E. Imperial Hwy
El Segundo, CA 90245
1-800-531-5000

- Trade Name: DIRECTV
- Model Number: C71KW and RC82V

Federal Communications Commission (FCC): This equipment complies with Part 15 of the FCC Rules. This equipment has been tested and found to comply with the limits of a Class B digital device, pursuant to Part 15 of the FCC Rules.

These limits are designed to provide reasonable protection against harmful interference in a residential installation.

This equipment generates, uses, and can radiate radio frequency energy and, if not installed and used in accordance with the instructions, may cause harmful interference to radio communications. However, there is no guarantee that interference will not occur in a particular installation. If this equipment does cause harmful interference to radio or television reception, which can be determined by removing and applying power to the equipment, the user is encouraged to try to correct the interference by one or more of the following measures:

- Reorient or relocate the receiving antenna.
- Increase the separation between the equipment and receiver.
- Connect the equipment into an outlet on a circuit different from that to which the receiver is connected.
- Consult the dealer or an experienced radio/TV technician for help.
- CAUTION: Changes or modifications not expressly approved by the manufacturer responsible for the compliance could void the user's authority to operate the equipment.

The user may find the following booklet, prepared by the Federal Communications Commission, helpful: "How to Identify and Resolve Radio and TV Interference Problems." This booklet is available from the U.S. Government Printing Office, Washington, DC. To meet FCC requirements, only peripherals (computer input/output devices, terminals, printers, etc.) certified to comply with Class B limits may be attached to this device. Operation with noncertified peripherals is likely to result in interference to radio and TV reception. To meet FCC requirements, shielded cables are required to connect the device to a personal computer, peripheral or other Class B-certified device.

DIRECTV, INC.
2230 E. Imperial Hwy
El Segundo, CA 90245
1-800-531-5000

If your home has specially wired alarm equipment connected to the telephone line, ensure the installation of this DIRECTV STREAM device does not disable your alarm equipment. If you have questions about what will disable alarm equipment, consult your alarm company, telephone company or a qualified installer.

DO NOT DISASSEMBLE THIS EQUIPMENT. It does not contain any user-serviceable components. We recommend the installation of an AC surge arrester in the AC outlet to which this equipment is connected. Telephone companies report that electrical surges, typically lightning transients, are very destructive to customer terminal equipment connected to AC power sources.

FCC RF Radiation Exposure Statement

MPE/SAR/RF Exposure Information. This equipment complies with FCC RF radiation exposure limits set forth for an uncontrolled environment. This equipment was verified for RF exposure and found to comply with Council Recommendation 1999/519/EC and FCC OET-65 RF exposure requirements.

WARNING: While this equipment is in operation, a separation distance of at least 20 centimeters (equal to 8 inches) must be maintained between the antenna inside the equipment and the bodies of all persons exposed to the antenna in order to meet the FCC RF exposure guidelines. Making changes to the antenna or the equipment is not permitted. Doing so may result in the equipment exceeding the FCC RF exposure guidelines. This equipment must not be co-located or operated in conjunction with any other antenna or radio transmitter.



DIRECTV
stream
GET YOUR TV TOGETHER